

Cord End Ferrules



Description

A comprehensive range of pre-insulated and un-insulated Cord End Ferrules that combine high quality with competitive pricing.

Manufactured from tin coated high conductivity copper.

High grade Polyamide 66 insulation ensures complete integrity of the termination.

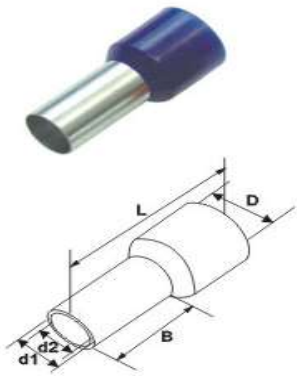
Available in both the French and German standard colours.



























Standard pack sizes of 100 or 1000 pieces.

Specification:	DIN 46228-4
Terminal Material:	High conductivity Copper
Copper Purity:	>99.9%
Coating:	Tin
Insulation Material:	Polyamide 66
Temperature range:	-40°C to +105°C



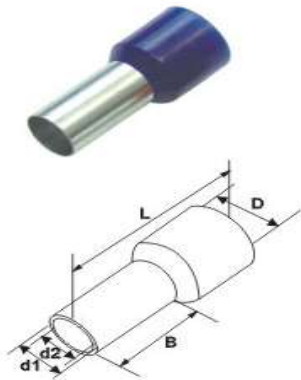
Cord End Ferrules



Cat No	Size (mm ²)	Dimensions (mm)					Colour			
		L	B	d1	d2	D	French		German	
CEF025_*	0.25	10	6	0.90	0.75	1.9	Violet		Light Blue	
CEF034_*	0.34	10	6	0.95	0.80	1.9	Pink		Turquoise	
CEF508_*	0.50	14	8	1.15	1.00	2.6	White		Orange	
CEF7508_*	0.75	14	8	1.35	1.20	2.8	Blue		White	
CEF108_*	1.0	14	8	1.55	1.40	3.0	Red		Yellow	
CEF1508_*	1.5	14	8	1.85	1.70	3.5	Black		Red	
CEF2508_*	2.5	14	8	2.35	2.20	4.2	Grey		Blue	
CEF409_*	4	16	9	3.00	2.80	4.8	Orange		Grey	
CEF612_*	6	20	12	3.70	3.50	6.3	Green		Black	
CEF1012_*	10	22	12	4.70	4.50	7.6	Brown		Ivory	
CEF1612_*	16	24	12	6.00	5.80	8.8	Ivory		Green	
CEF25016_*	25	28	16	7.50	7.30	11.2	Black		Brown	
CEF35016_*	35	30	16	8.50	8.30	13.0	Red		Beige	

* When ordering add suffix "F" for French and "G" for German standard.

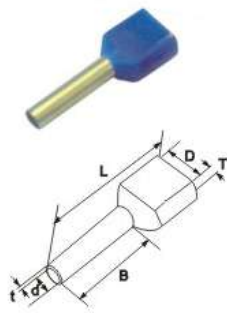
Long Cord End Ferrules

























Cat No	Size (mm ²)	Dimensions (mm)					Colour			
		L	B	d1	d2	D	French		German	
CEF7512_*	0.75	18	12	1.35	1.20	2.8	Blue		White	
CEF112_*	1.0	18	12	1.55	1.40	3.0	Red		Yellow	
CEF1518_*	1.5	18	18	1.85	1.70	3.5	Black		Red	
CEF2518_*	2.5	24	18	2.35	2.20	4.2	Grey		Blue	
CEF418_*	4	26	18	3.00	2.80	4.8	Orange		Grey	
CEF618_*	6	26	18	3.70	3.50	6.3	Green		Black	
CEF1018_*	10	28	18	4.70	4.50	7.6	Brown		Ivory	
CEF1618_*	16	28	18	6.00	5.80	8.8	Ivory		Green	
CEF25022_*	25	35	22	7.50	7.30	11.2	Black		Brown	
CEF35025_*	35	39	25	8.50	8.30	13.0	Red		Beige	

* When ordering add suffix "F" for French and "G" for German standard.

Twin Cord End Ferrules



Cat No	Size (mm ²)	Dimensions (mm)						Colour	
		d	D	L	B	t	T	French	German
TCEF508_*	2X 0.5	1.5	2.5/4.7	15.00	8.00	0.15	0.25	White 	Orange 
TCEF7508_*	2X 0.75	1.8	2.8/5.0	15.00	8.00	0.15	0.25	Grey 	White 
TCEF7510F	2X 0.75	1.8	2.8/5.0	17.00	10.00	0.15	0.25	Grey 	
TCEF108_*	2X 1.0	2.05	3.4/5.4	15.00	8.00	0.15	0.30	Red 	Yellow 
TCEF110F	2X 1.0	2.05	3.4/5.4	17.00	10.00	0.15	0.30	Red 	
TCEF1508_*	2X 1.5	2.3	3.6/6.6	16.00	8.00	0.15	0.30	Black 	Red 
TCEF1512F	2X 1.5	2.3	3.6/6.6	20.00	12.00	0.15	0.30	Black 	
TCEF2510_*	2X 2.5	2.8	4.2/7.8	18.50	10.00	0.20	0.30	Blue 	Blue 
TCEF2513F	2X 2.5	2.8	4.2/7.8	21.50	13.00	0.20	0.30	Blue 	
TCEF412_*	2X 4	3.7	4.9/8.8	23.00	12.00	0.20	0.40	Grey 	Grey 
TCEF614_*	2X 6	4.8	6.9/10.0	26.00	14.00	0.20	0.40	Yellow 	Black 
TCEF1014_*	2X 10	6.4	7.6/12.8	26.50	14.00	0.20	0.50	Red 	Ivory 
TCEF1614_*	2X 16	8.3	9.6/18.6	31.50	14.00	0.30	0.50	Blue 	Green 

* When ordering add suffix "F" for French and "G" for German standard.

Un-Insulated Cord End Ferrules



Cat No	Size (mm ²)	Dimensions (mm)			
		D1	d2	D	L
UCEF 510	0.50	1.0	1.3	2.1	10
UCEF 7510	0.75	1.2	1.5	2.3	10
UCEF 110	1.00	1.4	1.7	2.5	10
UCEF 1510	1.50	1.7	2	2.8	10
UCEF 2512	2.50	2.2	2.5	3.4	12
UCEF 412	4.0	2.8	3.2	4.0	12
UCEF 618	6.0	3.5	3.9	4.7	18
UCEF 1018	10.0	4.5	4.9	5.8	18
UCEF 1618	16.0	5.8	6.2	7.5	18
UCEF 25018	25.0	7.3	7.7	9.5	18
UCEF 35018	35.0	8.3	8.7	11.0	18